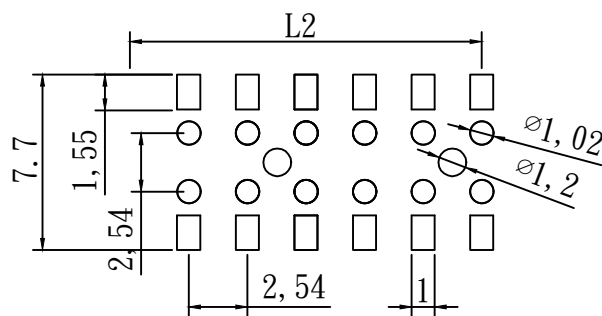
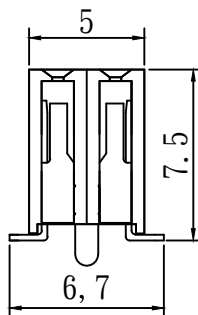
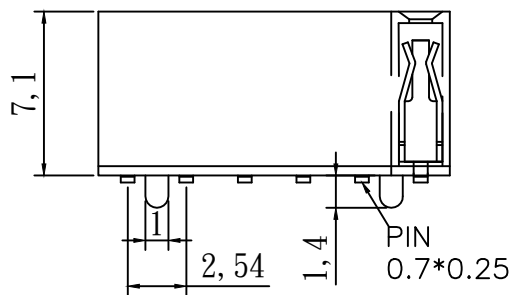


$$L1 = 2.54 * (\text{No. of pin} / 2)$$

$$L2 = 2.54 * (\text{No. of pin} / 2 - 1)$$



RECOMMENDED P.C.B. LAYOUT

specifications

current rating: 3amp
 voltage rating: 250V ac max
 insulator resistance: 5000 M ohms min.
 contact resistance: 20 m ohms max.
 dielectric withstanding: 500v ac for one minute
 operating temperature: -40°C -- $+105^{\circ}\text{C}$ (ny6t/ny9t)
 max. processing temp: $245 \pm 5^{\circ}\text{C}$ for 3-5 seconds (ny6t/ny9t)

contact material: phosphor bronze
 insulator material: nylon6t nylon9t
 color: black
 finish: gold flash

packing: bag/tube

HOW TO ORDER

HT254F71-x-x-1/2*x-x

Base No

V6:6T
 V9:9T

S: Straight type
 T: SMT

number of circuit
 02-40

Single row/Dual rows

type no.

HTE TECHNOLOGY CO., LTD
 HTE 興田科技有限公司

CUSTOMER APPROVAL

P/N

HT254F71TX-2*X-I

UNIT mm

SIZE A4

TITLE

2.54mm Female Header
 dual rows SMT Type

GENERAL TOLERANCE
 0.= ± 0.30
 0.0= ± 0.20
 0.00= ± 0.15

SCALE 3:1

SHEET 1/1

REV.

DESCRIPTION

DATE

DRAWN

LILY

CHECKED

SANDY