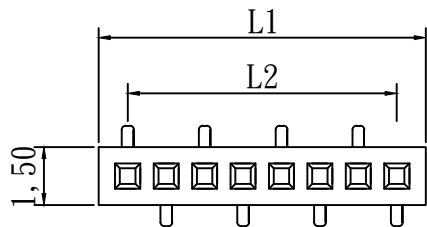
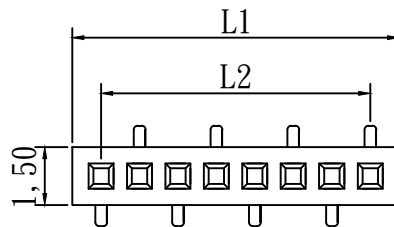


TAPE A

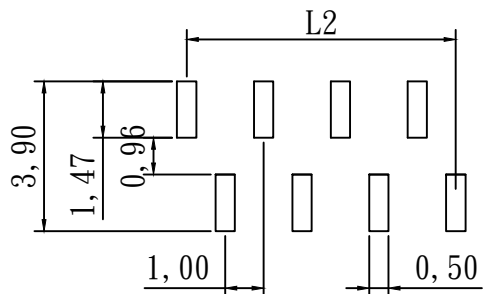
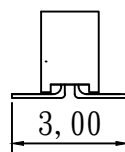
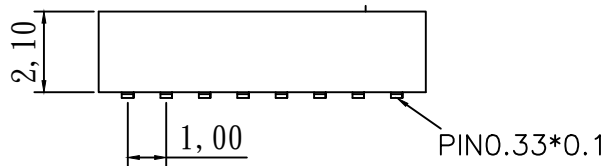
TAPE B



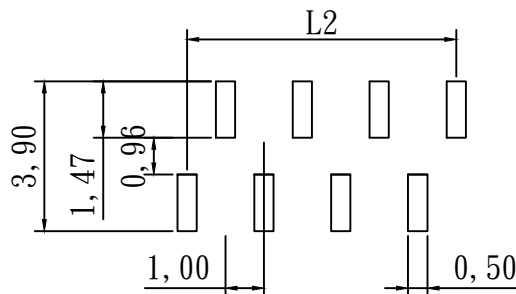
$L1 = 1.0 * (\text{No. of pin}) + 0.5$
 $L2 = 1.0 * (\text{No. of pin} - 1)$



$L1 = 1.0 * (\text{No. of pin}) + 0.5$
 $L2 = 1.0 * (\text{No. of pin} - 1)$



RECOMMENDED P. C. B. LAYOUT



RECOMMENDED P. C. B. LAYOUT

specifications

current&voltage rating :0.5A&12Vac max
 insulator resistance:1000MΩ min.
 contact resistance:20 mΩ max.
 dielectric withstanding:ac 200v
 ioperating temperature:-40°c--+105°c
 max.processing temp:245±5°cfor3-5seconds

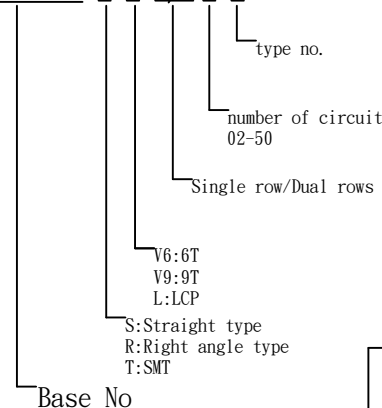
contact material:phosphor bronze
 insulator material:nylon6T.nylon9T.lcp
 finish:gold flash

packing:bag

PIN	L1	L2	PIN	L1	L2
			1*26	26.5	25
1*2	2.5	1	1*27	27.5	26
1*3	3.5	2	1*28	28.5	27
1*4	4.5	3	1*29	29.5	28
1*5	5.5	4	1*30	30.5	29
1*6	6.5	5	1*31	31.5	30
1*7	7.5	6	1*32	32.5	31
1*8	8.5	7	1*33	33.5	32
1*9	9.5	8	1*34	34.5	33
1*10	10.5	9	1*35	35.5	34
1*11	11.5	10	1*36	36.5	35
1*12	12.5	11	1*37	37.5	36
1*13	13.5	12	1*38	38.5	37
1*14	14.5	13	1*39	39.5	38
1*15	15.5	14	1*40	40.5	39
1*16	16.5	15	1*41	41.5	40
1*17	17.5	16	1*42	42.5	41
1*18	18.5	17	1*43	43.5	42
1*19	19.5	18	1*44	44.5	43
1*20	20.5	19	1*45	45.5	44
1*21	21.5	20	1*46	46.5	45
1*22	22.5	21	1*47	47.5	46
1*23	23.5	22	1*48	48.5	47
1*24	24.5	23	1*49	49.5	48
1*25	25.5	24	1*50	50.5	49

HOW TO ORDER

HT100F21-x-x-1/2*x-x



HTE TECHNOLOGY CO.,LTD
HTE 興田科技有限公司

CUSTOMER APPROVAL

P/N

HT100F21TX-1*X

UNIT

mm

SIZE

A4

TITLE

1.0mm female header
 single row smt type

GENERAL TOLERANCE
 0.=±0.30
 0.0=±0.20
 0.00=±0.15

SCALE

5:1

SHEET

1/1

REV.

DESCRIPTION

DATE

DRAWN

LILY

CHECKED

SANDY