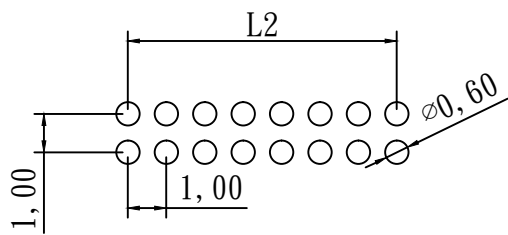
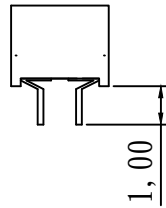
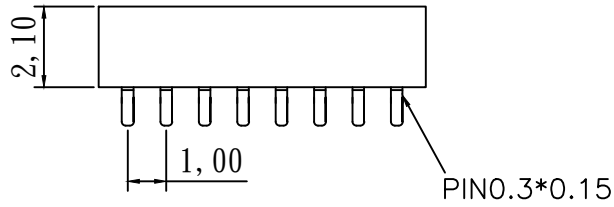


$$L1 = 1.0 * (\text{No. of pin} / 2) + 0.5$$

$$L2 = 1.0 * (\text{No. of pin} / 2 - 1)$$



RECOMMENDED P. C. B. LAYOUT

### specifications

current & voltage rating : 0.5A & 12Vac max  
 insulator resistance : 1000MΩ min.  
 contact resistance : 20 mΩ max.  
 dielectric withstanding : ac 200v  
 operating temperature : -40°C ~ +105°C  
 max. processing temp : 245 ± 5°C for 3-5 seconds

contact material : phosphor bronze  
 insulator material : nylon 6T, nylon 9T, lcp  
 finish : gold flash

packing : bag

PIN	L1	L2	PIN	L1	L2
2*2	2.5	1	2*26	26.5	25
2*3	3.5	2	2*27	27.5	26
2*4	4.5	3	2*28	28.5	27
2*5	5.5	4	2*29	29.5	28
2*6	6.5	5	2*30	30.5	29
2*7	7.5	6	2*31	31.5	30
2*8	8.5	7	2*32	32.5	31
2*9	9.5	8	2*33	33.5	32
2*10	10.5	9	2*34	34.5	33
2*11	11.5	10	2*35	35.5	34
2*12	12.5	11	2*36	36.5	35
2*13	13.5	12	2*37	37.5	36
2*14	14.5	13	2*38	38.5	37
2*15	15.5	14	2*39	39.5	38
2*16	16.5	15	2*40	40.5	39
2*17	17.5	16	2*41	41.5	40
2*18	18.5	17	2*42	42.5	41
2*19	19.5	18	2*43	43.5	42
2*20	20.5	19	2*44	44.5	43
2*21	21.5	20	2*45	45.5	44
2*22	22.5	21	2*46	46.5	45
2*23	23.5	22	2*47	47.5	46
2*24	24.5	23	2*48	48.5	47
2*25	25.5	24	2*49	49.5	48
			2*50	50.5	49

### HOW TO ORDER

HT100F21-x-x-1/2\*x-x

Base No

V6:6T  
 V9:9T  
 L:LCP

S: Straight type  
 R: Right angle type  
 T: SMT

number of circuit 02-50

Single row/Dual rows

type no.

HTE TECHNOLOGY CO., LTD  
**HTE** 興田科技有限公司

CUSTOMER APPROVAL

P/N

HT100F21SX-2\*X

UNIT

mm

SIZE

A4

TITLE

1.0mm female header  
 dual rows stright type

GENERAL TOLERANCE

0.=±0.30

0.0=±0.20

0.00=±0.15

SCALE

5:1

SHEET

1/1

REV.

DESCRIPTION

DATE

DRAWN

LILY

CHECKED

SANDY